

# Real-Time Data Research Center: Overview, Bank Products, and Recent Accomplishments

Tom Stark

Real-Time Data Research Center

Research Department

May 17, 2011



FEDERAL RESERVE BANK  
OF PHILADELPHIA

# Overview: Real-Time Data

## An Empirical Fact, A Definition, and Importance

- **Fact:** Macroeconomic historical data are subject to constant revision by government statistical agencies
  - **Revisions** give rise to questions about the accuracy of first estimates of historical data
  - **Revisions** give rise to the need to collect and analyze real-time data
- **Definition:** Real-time data are the historical observations before they are subject to revision **or** the forecasts based on such data
- **Importance of Real-Time Data:**
  - Helps to understand economic policy decisions of the past
  - Helps to formulate better policy decisions today
  - Helps to evaluate forecasts and build better models
  - Helps to assess the accuracy of current business conditions



# Our Bank Products

## Real-Time History, Real-Time Forecasts, and Real-Time Business Conditions

### Real-Time History

- Real-Time Data Set for Macroeconomists (RTDSM)

### Real-Time Forecasts

- Survey of Professional Forecasters (SPF)
- Livingston Survey
- Federal Reserve Board "Greenbook" Forecasts
- Forecasts for the Chairman's Semiannual Monetary Report to Congress

### Real-Time Business Conditions

- Aruoba-Diebold-Scotti Business Conditions Index (ADS)

*All products are available on the center's web pages.*



# www.philadelphiafed.org/ research-and-data/real-time-center/

Home | About the Fed | Contact | FAQs | Site Map | Follow the Fed: [f](#) [in](#) [t](#) [v](#) [e](#) [m](#) [r](#) | Search:  [GO](#)

**FEDERAL RESERVE BANK OF PHILADELPHIA**

Research & Data | Education | Payment Cards Center | Bank Resources | Community Development | Newsroom | Careers | Publications

[ - ] Text Size [ + ] | Print Page

Home > Research & Data > Real-Time Data Research Center

## Real-Time Data Research Center

The Real-Time Data Research Center is part of the Federal Reserve Bank of Philadelphia's Research Department. The center is a source of knowledge and expertise about real-time macroeconomic data, surveys of macroeconomic forecasts, and macroeconomic modeling.

### INTRODUCTION

Learn more about the purposes and functions of the Real-Time Data Research Center.

[LEARN MORE](#)

### RESEARCH

View working papers and journal articles by Real-Time Data Research Center staff and visiting scholars.

[VIEW PUBLICATIONS](#)

### WHO WE ARE

- Staff
- Visiting Scholars

### DATA SETS

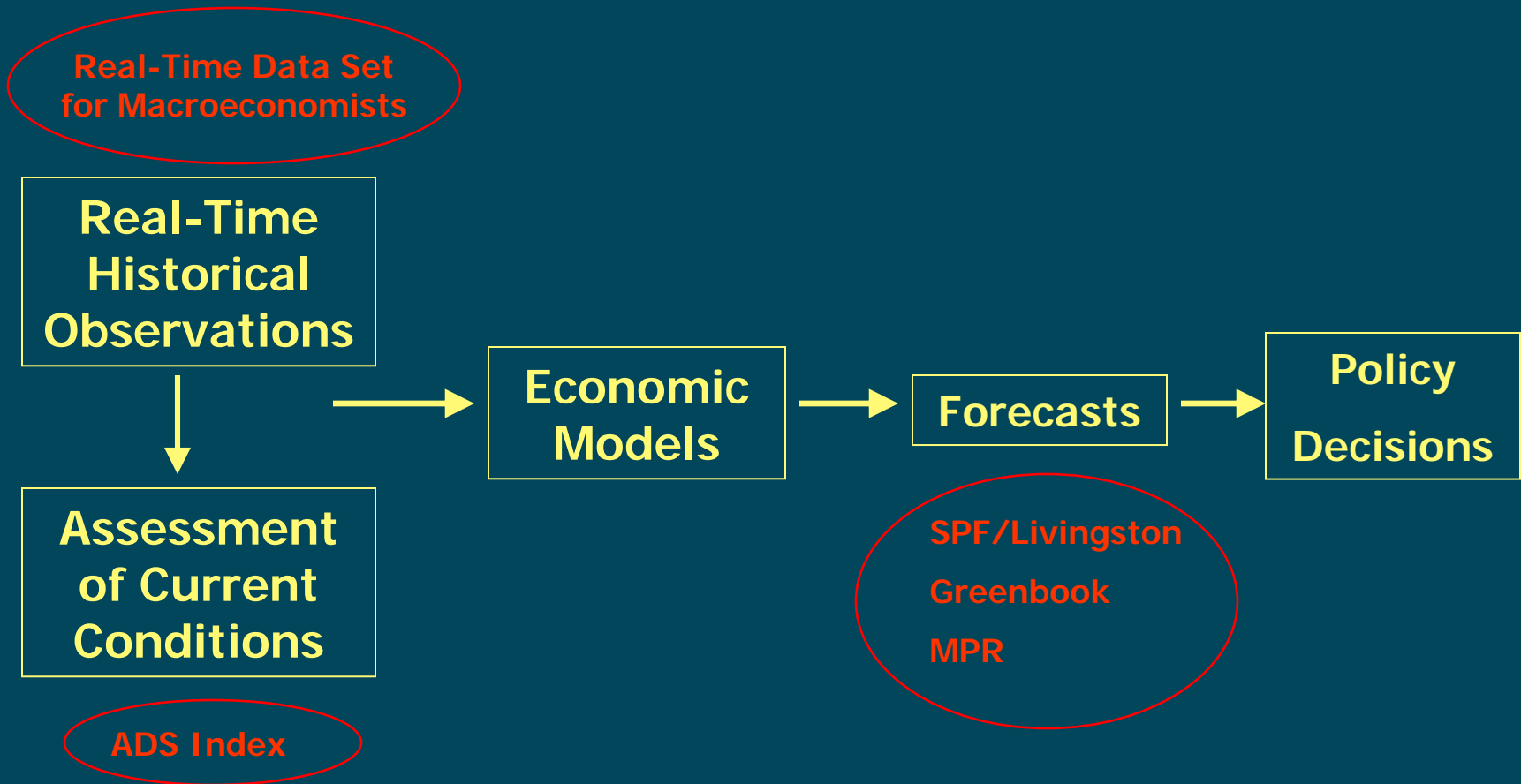
- [Real-Time Data Set for Macroeconomists](#)
- [Survey of Professional Forecasters](#)
- [Livingston Survey](#)
- [Projections for the Semiannual Monetary Policy Report to the Congress](#) **★ NEW**
- [Greenbook Data Sets](#)
- [Aruoba-Diebold-Scotti Business Conditions Index](#)
- [Off-Site Data Sets of Interest](#)

### ANNOUNCEMENTS

- [Philadelphia Fed Releases Measures of Forecast Dispersion for the Survey of Professional Forecasters](#)  
– September 30, 2010

# The Relationship Among Our Products

Our products (shown in red) are associated with the methods that economists use to make policy decisions (shown in yellow).



# Bank Product:

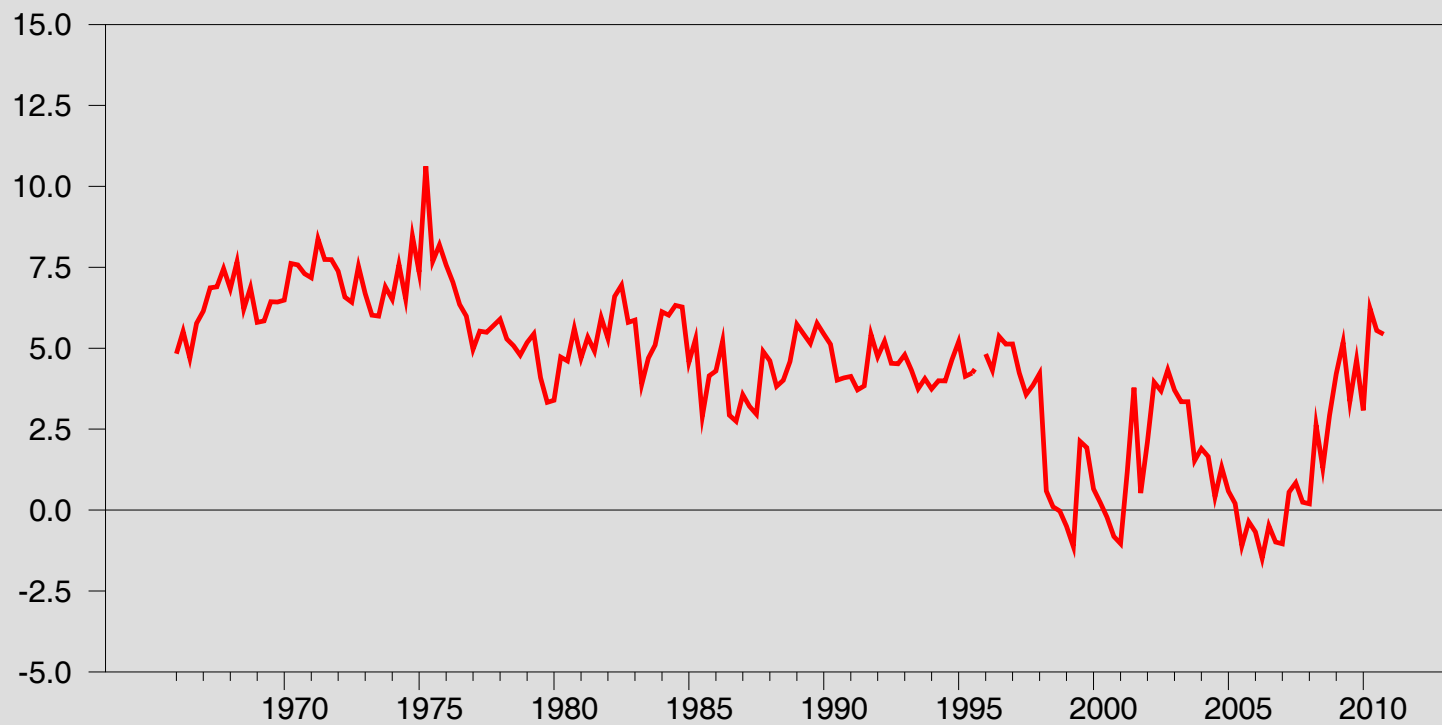
## Real-Time Data Set for Macroeconomists

- Records historical observations on the macroeconomy as they are revised over time by govt statistical agencies
  - 90 macroeconomic variables
  - 13,000 vintages
  - Over 3.2 million data points
- Data set covers
  - Real GDP and components
  - Personal income and components
  - Corporate profits
  - Labor market
  - Inflation measures
  - Financial variables





# Example: The U.S. Personal Saving Rate As Initially Reported

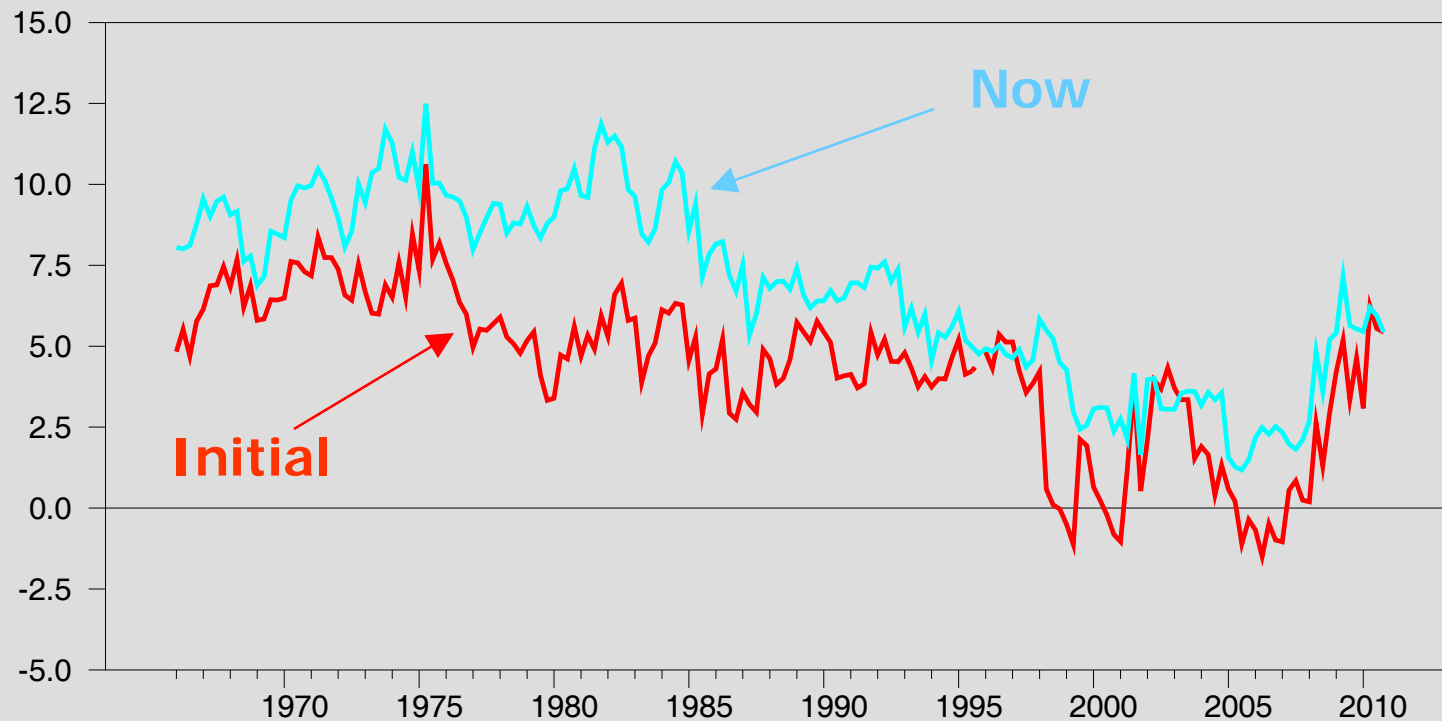


Source: RTDRC real-time data set; Updated from Nakamura and Stark (Phila Fed Working Paper 07-8).



# The U.S. Personal Saving Rate As Initially Reported and Now

The saving rate is almost always revised upward over time.



Source: RTDRC real-time data set; Updated from Nakamura and Stark (Phila Fed Working Paper 07-8).

# Bank Product:

## Survey of Professional Forecasters

- Surveys 30-40 professional economists on their projections for the U.S. economy
- Longest running quarterly forecast survey
- Survey is large
  - 23 macroeconomic variables
  - Five quarterly horizons; four annual horizons
  - Real GDP and seven components
  - Five measures of inflation
  - Four measures of interest rates
  - Two measures of the labor market
- Survey attracts huge attention
  - News media
  - Economic analysts and researchers
  - Federal Reserve Board staff (and Governors)



## Federal Reserve Governor Daniel K. Tarullo Points to Importance of SPF in Congressional Testimony

The Federal Reserve's responsibilities for monetary policy are also relevant for systemic risk monitoring. Systemic risk involves the potential for financial crises to result in substantial adverse effects on economic activity. As the nation's central bank, the Federal Reserve assesses and forecasts the U.S. and global economies using a wide variety of data and analytical tools, some based on specific sectors and others on large-scale models. In the wake of the crisis, research has been expanded to better understand the channels from the financial sector to the real economy. For example, building on lessons from the recent crisis, the Federal Reserve added questions to the Survey of Professional Forecasters to elicit from private-sector forecasters their subjective probabilities of forecasts of key macroeconomic variables, which provides to us, and to the public, better assessments of the likelihood of severe macroeconomic outcomes.

**Source: Governor Daniel K. Tarullo's testimony before the Subcommittee on Security and International Trade and Finance, February 12, 2010.**



# Bank Product: Livingston Survey

- Surveys academics and professional forecasters
- Longest running survey of the U.S. economy
  - Started by late columnist Joseph Livingston in 1946
- Includes macroeconomic projections for:
  - Real GDP, corporate profits, real investment
  - Inflation, unemployment, stock prices...
  - ...and more
- Most well known for long history of semiannual inflation forecasts
  - Long history provides valuable lessons about monetary policy decisions
  - Huge value for economic researchers



# Bank Product: Greenbook Forecasts

- Produced by Board staff prior to each FOMC meeting
- Posted on RTDRC web pages with permission of Federal Reserve Board
- Data include:
  - Real GDP projections
  - Inflation projections
  - Labor market projections
  - Measures of economic slack
  - Financial assumptions behind projections
- Helps researchers to understand:
  - Monetary policy decisions of the past
  - Accuracy of professional forecasts



# Bank Product:

## Forecasts for Monetary Policy Report (MPR) to Congress

- Shows projections submitted by Governors and Fed Presidents prior to Chairman's Semiannual Monetary Policy Report to Congress
  - Real GDP
  - Inflation
  - Unemployment
- May contain more information about policy decisions than Greenbook forecasts
  - **Greenbook** forecasts reflect the Board staff's viewpoint
  - **MPR** forecasts reflect the viewpoints of FOMC members



# Bank Product: Aruoba-Diebold-Scotti Index of Business Conditions (ADS Index)

- Optimally extracts the common information contained in six closely watched component variables
- Unique features make the index the most popular RTDRC product:
  - Updated frequently (in response to the flow of incoming information on the macroeconomy)
  - Applies advanced statistical techniques
  - Tracks business conditions on a daily basis
- Empirical evidence indicates early readings provide accurate assessment of business conditions



# Support for Our Products

**We provide support for our products through frequent interaction with the public in a variety of ways.**

- Extensive online documentation
  - The center's analysts devote substantial time to maintaining our documentation
- Quick e-mail responses to questions
- Frequent telephone conversations
- Interviews with news media
  - Atlanta Journal-Constitution
  - New York Times
  - Wall Street Journal
  - Philadelphia Inquirer
- Occasional one-off analyses. (Example follows.)





# Example: One-Off Analysis of Unemployment

**In September 2009, what was the risk that the U.S. unemployment rate could reach 15 percent?**

## Background

- In September 2009, a well-known economics commentator asserted:

**4% Probability That Unemployment Reaches 15% or More  
(Over Next Three Years)**

- Unemployment in August 2009 was 9.7%, up from 4.9% in December 2007 (the month of the business cycle peak), measured, of course, in real time
- A Reader of the SPF Asks: How Realistic is the Commentator's View?



# Example: One-Off Analysis of Unemployment

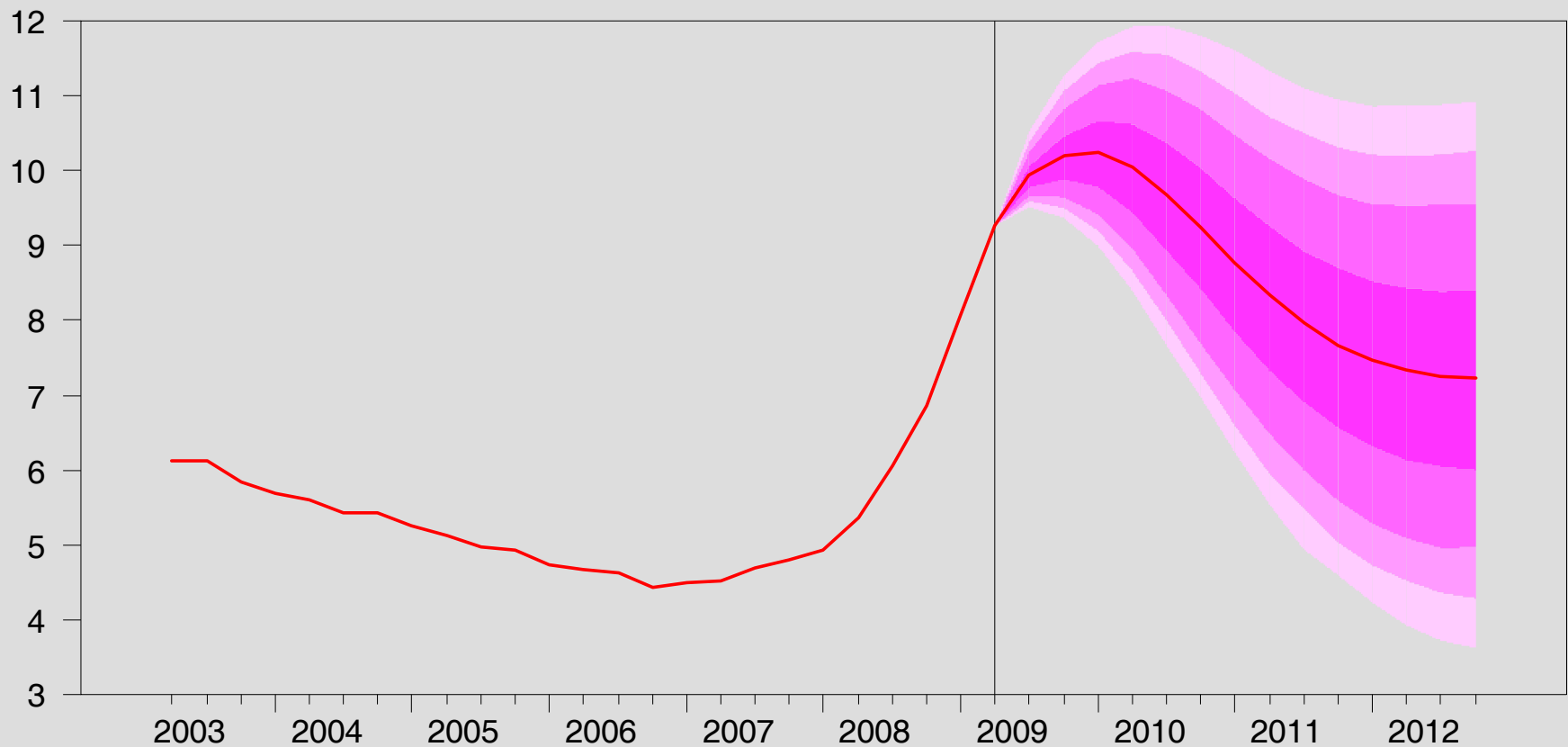
## How realistic is the commentator's view?

- 2009Q3 SPF shows:
  - Unemployment on a downward trajectory over next three years
  - Panelists estimate probability of 15% unemployment at much less than 4%
- But how realistic is the SPF?
  - A small-scale vector error corrections model suggests little chance of 15% unemployment
  - 5000 bootstrap-t simulations provide confidence intervals (50%,80%,90%,95%) around the point forecast



# Unemployment Analysis: September 2009

## History, Forecast, and Ranges of Uncertainty



# Summary of RTDRC Bank Products

- Real-Time Data Set for Macroeconomists (RTDSM)
- Survey of Professional Forecasters (SPF)
- Livingston Survey
- Federal Reserve Board "Greenbook" Forecasts
- Forecasts for the Chairman's Semiannual Monetary Report to Congress
- Aruoba-Diebold-Scotti Business Conditions Index (ADS)



# Recent Accomplishments and Plans for the Future

- New SPF-Based Measures of Economic Uncertainty Released to the Public (John Chew)
- Analysis of Real-Time Accuracy of the ADS Index Released to the Public (Calvin Price)
- Plans for Future Work (Keith Sill)



Tom Stark  
Real-Time Data Research Center  
Research Department  
Federal Reserve Bank of Philadelphia

[Tom.Stark@phil.frb.org](mailto:Tom.Stark@phil.frb.org)

