

Fast Facts on York

City of York, PA	
Demographics and Economic Status¹	
Population	44,022
Median Age	31.6
Median Household Income	\$33,906
Race/Ethnicity	
White	58.4%
Black or African American	26.6%
Asian	1.3%
Two or More Races	6.8%
Hispanic or Latino	33.7%
Poverty Rate	
All People	12.4%
Families with Children <18	14.3%
Educational Attainment	
<High School or Equivalent	22.7%
High School or Equivalent	42.3%
Some College or Associate's	22.9%
Bachelor's Degree or Higher	12.2%
Employment and Employers	
Employment Status, (2015–2019 average) ¹	
In Labor Force	62.5%
Unemployed	7.1%
2020 Avg. Unemployment ²	17.2%
Homeownership and Housing Stock	
Total Housing Units	18,889
Renters	62%
Homeowners	38%
Median Rent	\$846
Wealth and Access to Credit, Phila.-Camden-Wilm. MSA³	
Median Debt	\$35,306
Percent of Residents with Debt	76.6%
Percent of Residents with Student Loan Debt	22.5%

York County, PA	
Demographics and Economic Status¹	
Population	445,656
Median Age	41
Median Household Income	\$66,457
Race/Ethnicity	
White	88.4%
Black or African American	5.9%
Asian	1.5%
Two or More Races	2.5%
Hispanic or Latino	7.5%
Poverty Rate	
All People	9.6%
Families with Children <18	11%
Educational Attainment	
<High School or Equivalency	10.1%
High School or Equivalency	39.6%
Some College or Associate's	25.5%
Bachelor's Degree or Higher	24.9%
Employment and Employers	
Employment Status, (2015–2019 average) ¹	
In Labor Force	65.6%
Unemployed	2.9%
2020 Avg. Unemployment ²	8%
Homeownership and Housing Stock	
Total Housing Units	184,135
Renters	25.1%
Homeowners	74.9%
Median Rent	\$957
Wealth and Access to Credit, Pennsylvania³	
Median Debt	\$27,635
Percent of Residents with Debt	74.4%
Percent of Residents with Student Loan Debt	25.3%

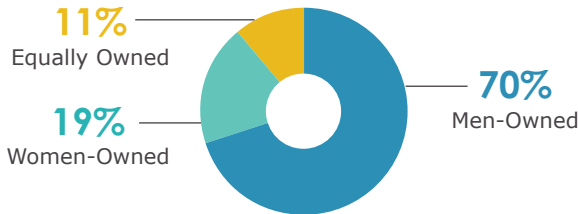
¹ 2019 American Community Survey 5-Year Estimates: www.census.gov/acs/www/data/data-tables-and-tools/data-profiles/

² U.S. Bureau of Labor Statistics, 2020 Annual Averages, Local Area Unemployment Statistics: data.bls.gov/PDQWeb/la

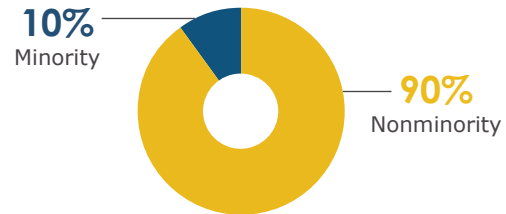
³ December 2019, Federal Reserve Bank of Philadelphia, Consumer Credit Explorer, www.philadelphiafed.org/eqfx/webstat/index

Small Business Status, Employer Firms, Pennsylvania⁴

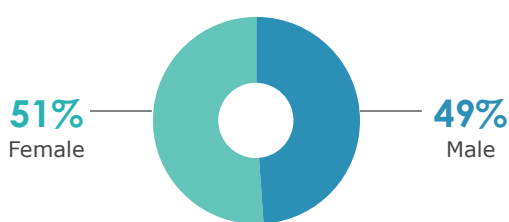
GENDER OF SMALL BUSINESS OWNERSHIP



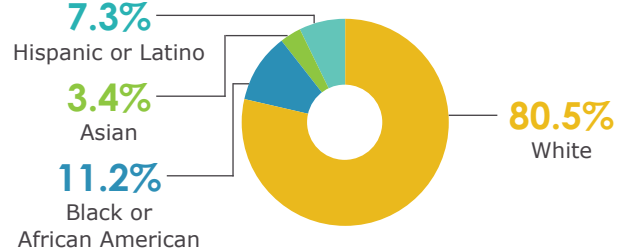
MINORITY STATUS OF SMALL BUSINESS OWNERSHIP




GENDER OF STATE POPULATION



RACE AND ETHNICITY OF STATE POPULATION¹



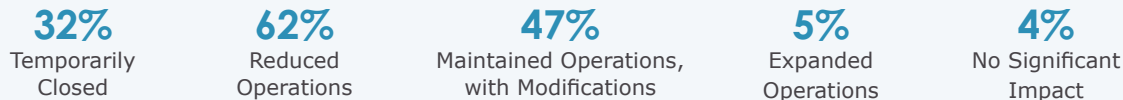
ANNUAL REVENUE OF SMALL BUSINESSES



AMOUNT OF DEBT OUTSTANDING



HOW HAS COVID-19 IMPACTED BUSINESSES



CREDIT SOURCES APPLIED TO



SHARE OF FIRMS THAT RECEIVED ALL FINANCING SOUGHT



⁴ The Federal Reserve Banks and the Federal Reserve System cannot vouch for the data or analyses derived from these data after the data have been retrieved from [fedsmallbusiness.org](https://www.fedsmallbusiness.org). Source: Federal Reserve Banks, 2020 Small Business Credit Survey