

Fast Facts on Lancaster

City of Lancaster, PA	
Demographics and Economic Status ¹	
Population	59,433
Median Age	32
Median Household Income	\$45,514
Race/Ethnicity	
White	59.8%
Black or African American	17.2%
Asian	4.4%
Two or More Races	6.7%
Hispanic or Latino	38.3%
Poverty Rate	
All People	23.9%
Families with Children <18	28.5%
Educational Attainment	
<High School or Equivalent	21.6%
High School or Equivalent	32.4%
Some College or Associate's	23.2%
Bachelor's Degree or Higher	22.9%
Employment and Employers	
Employment Status, (2015–2019 average) ¹	
In Labor Force	67.3%
Unemployed	4.8%
2020 Avg. Unemployment ²	12.3%
Homeownership and Housing Stock	
Total Housing Units	23,734
Renters	56.6%
Homeowners	43.4%
Median Rent	\$866
Wealth and Access to Credit, Lancaster MSA ³	
Median Debt	\$27,354
Percent of Residents with Debt	76.4%
Percent of Residents with Student Loan Debt	21.1%

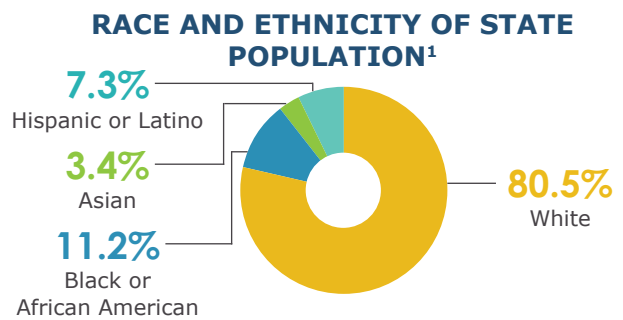
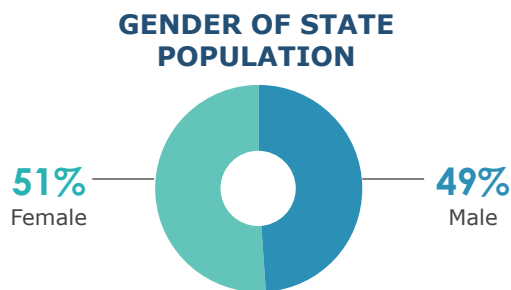
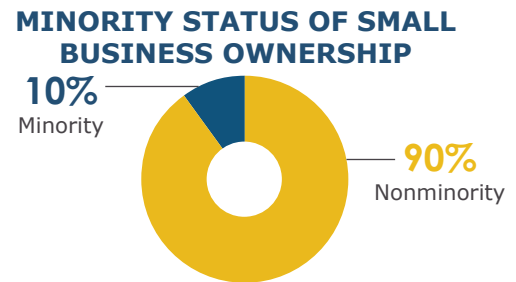
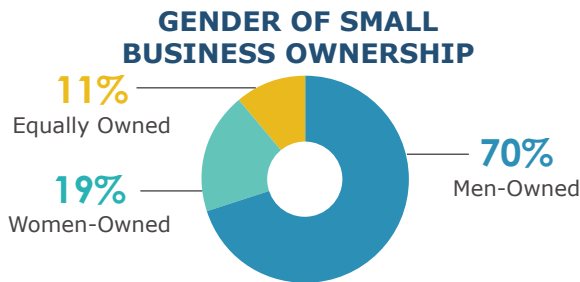
Lancaster County, PA	
Demographics and Economic Status ¹	
Population	540,999
Median Age	38.6
Median Household Income	\$66,056
Race/Ethnicity	
White	88.5%
Black or African American	4.2%
Asian	2.2%
Two or More Races	2.5%
Hispanic or Latino	10.5%
Poverty Rate	
All People	10.1%
Families with Children <18	11.4%
Educational Attainment	
<High School or Equivalency	14.9%
High School or Equivalency	35.3%
Some College or Associate's	22.5%
Bachelor's Degree or Higher	27.3%
Employment and Employers	
Employment Status, (2015–2019 average) ¹	
In Labor Force	66.2%
Unemployed	2.5%
2020 Avg. Unemployment ²	7.5%
Homeownership and Housing Stock	
Total Housing Units	210,985
Renters	31.9%
Homeowners	68.1%
Median Rent	\$1,009
Wealth and Access to Credit, Pennsylvania ³	
Median Debt	\$27,635
Percent of Residents with Debt	74.4%
Percent of Residents with Student Loan Debt	25.3%

¹ 2019 American Community Survey 5-Year Estimates: www.census.gov/acs/www/data/data-tables-and-tools/data-profiles/


² U.S. Bureau of Labor Statistics, 2020 Annual Averages, Local Area Unemployment Statistics: data.bls.gov/PDQWeb/la

³ December 2019, Federal Reserve Bank of Philadelphia, Consumer Credit Explorer, www.philadelphiafed.org/eqfx/webstat/index

Small Business Status, Employer Firms, Pennsylvania⁴



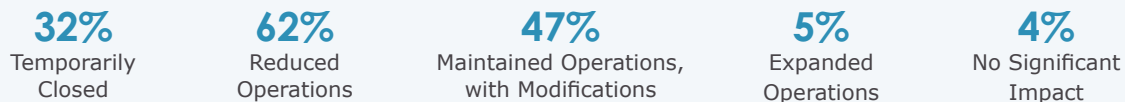
ANNUAL REVENUE OF SMALL BUSINESSES



AMOUNT OF DEBT OUTSTANDING



HOW HAS COVID-19 IMPACTED BUSINESSES



CREDIT SOURCES APPLIED TO



SHARE OF FIRMS THAT RECEIVED ALL FINANCING SOUGHT



⁴ The Federal Reserve Banks and the Federal Reserve System cannot vouch for the data or analyses derived from these data after the data have been retrieved from feds-mallbusiness.org. Source: Federal Reserve Banks, 2020 Small Business Credit Survey