

Fast Facts on Broward County

Fort Lauderdale, FL	
Demographics and Economic Status ¹	
Population	180,124
Median Age	42.1
Median Household Income	\$59,450
Race/Ethnicity	
White	61.2%
Black or African American	32.2%
Asian	1.6%
Two or More Races	2.1%
Hispanic or Latino	18.5%
Poverty Rate	
All People	16.9%
Families with Children <18	21.2%
Educational Attainment	
<High School or Equivalent	12.4%
High School or Equivalent	24.3%
Some College or Associate's	26.5%
Bachelor's Degree or Higher	37%
Employment and Employers	
Employment Status, (2015–2019 average) ¹	
In Labor Force	65.1%
Unemployed	4.6%
2020 Avg. Unemployment ²	10.4%
Homeownership and Housing Stock	
Total Housing Units	95,864
Renters	47.3%
Homeowners	52.7%
Median Rent	\$1,293
Wealth and Access to Credit, Miami-Fort Lauderdale-West Palm Beach MSA ³	
Median Debt	\$21,151
Percent of Residents with Debt	74.4%
Percent of Residents with Student Loan Debt	19.2%

Broward County, FL	
Demographics and Economic Status ¹	
Population	1,926,205
Median Age	40.4
Median Household Income	\$59,547
Race/Ethnicity	
White	60.7%
Black or African American	28.6%
Asian	3.6%
Two or More Races	3.3%
Hispanic or Latino	29.8%
Poverty Rate	
All People	13.1%
Families with Children <18	14.3%
Educational Attainment	
<High School or Equivalency	11.1%
High School or Equivalency	27.3%
Some College or Associate's	29.2%
Bachelor's Degree or Higher	32.4%
Employment and Employers	
Employment Status, (2015–2019 average) ¹	
In Labor Force	65.8%
Unemployed	4%
2020 Avg. Unemployment ²	8.8%
Homeownership and Housing Stock	
Total Housing Units	1,823,499
Renters	37.9%
Homeowners	62.1%
Median Rent	\$1,392
Wealth and Access to Credit, Florida ³	
Median Debt	\$24,351
Percent of Residents with Debt	73.7%
Percent of Residents with Student Loan Debt	18.8%

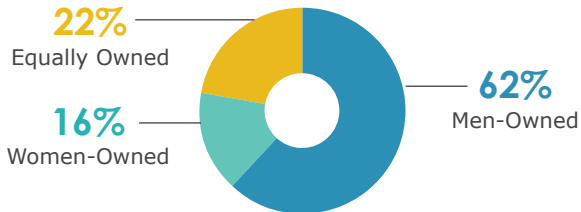
¹ 2019 American Community Survey 5-Year Estimates: www.census.gov/acs/www/data/data-tables-and-tools/data-profiles/

² U.S. Bureau of Labor Statistics, 2020 Annual Averages, Local Area Unemployment Statistics: data.bls.gov/PDQWeb/la

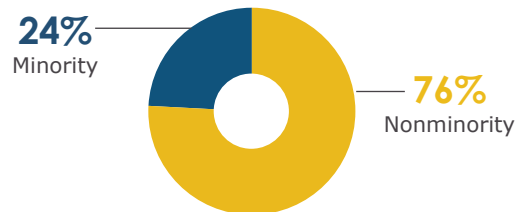
³ December 2019, Federal Reserve Bank of Philadelphia, Consumer Credit Explorer, www.philadelphiafed.org/eqfx/webstat/index

Small Business Status, Employer Firms, Florida⁴

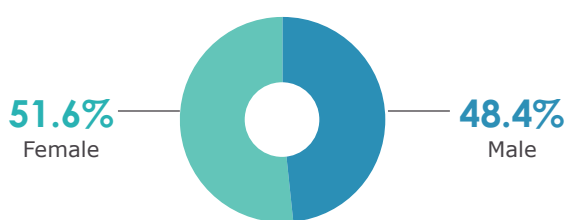
GENDER OF SMALL BUSINESS OWNERSHIP



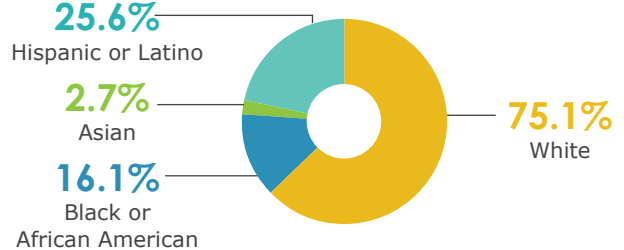
MINORITY STATUS OF SMALL BUSINESS OWNERSHIP




GENDER OF STATE POPULATION



RACE AND ETHNICITY OF STATE POPULATION¹



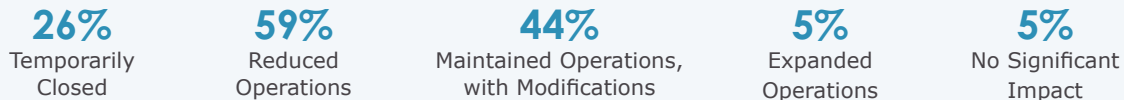
ANNUAL REVENUE OF SMALL BUSINESSES



AMOUNT OF DEBT OUTSTANDING



HOW HAS COVID-19 IMPACTED BUSINESSES



CREDIT SOURCES APPLIED TO



SHARE OF FIRMS THAT RECEIVED ALL FINANCING SOUGHT



⁴ The Federal Reserve Banks and the Federal Reserve System cannot vouch for the data or analyses derived from these data after the data have been retrieved from [feds-smallbusiness.org](https://www.federalreserve.gov/smallbusiness.org). Source: Federal Reserve Banks, 2020 Small Business Credit Survey