

FRB Philadelphia Panel

September 2020
Equity Research | Americas/United States



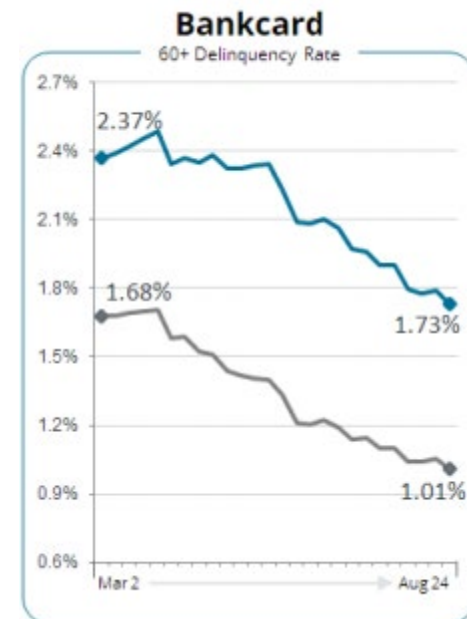
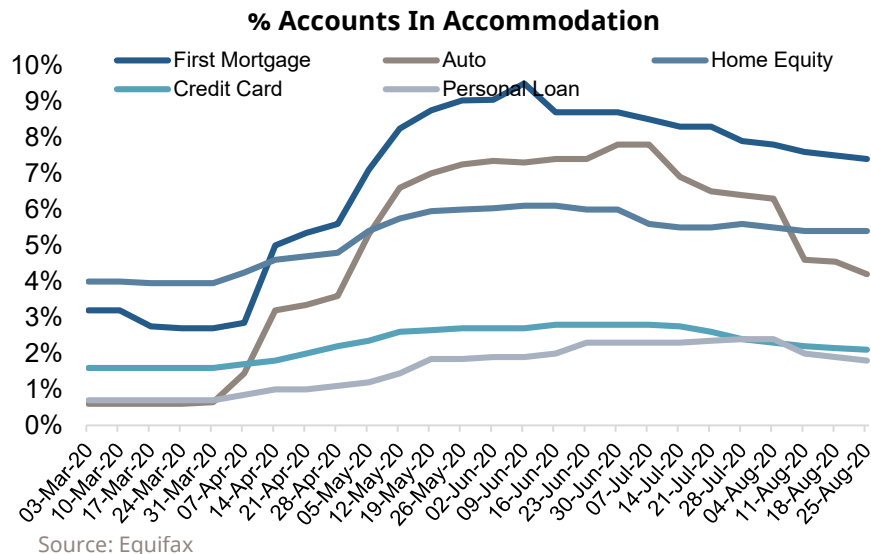
Moshe Orenbuch
Research Analyst
+1 212-538-6795
moshe.orenbuch@credit-
suisse.com

DISCLOSURE APPENDIX AT THE BACK OF THIS REPORT CONTAINS IMPORTANT DISCLOSURES, ANALYST CERTIFICATIONS, LEGAL ENTITY DISCLOSURE AND THE STATUS OF NON-US ANALYSTS. US Disclosure: Credit Suisse does and seeks to do business with companies covered in its research reports. As a result, investors should be aware that the Firm may have a conflict of interest that could affect the objectivity of this report. Investors should consider this report as only a single factor in making their investment decision.

Credit Cards Outlook

2020 Outlook

- **Loan growth:** Balance growth will continue to remain pressured in the short term, but should recover somewhat in 2H as the economy reopens. Issuers with bigger exposure to T&E will see slower recovery
- **Credit quality:** Credit quality so far has been relatively unscathed due to the benefits from the stimulus. Consumers being conservative and responsible in paying down debt (payment rate is still strong) is also a contributor. As forbearance programs and stimulus come to an end, we will see the true impact of the pandemic on credit
- **Competition:** Though new accounts will be significantly down in 2020, we haven't seen rewards competition easing off among existing card offers. In fact, issuers have been quick to roll out new relevant concessions and benefits to incentivize cardholders to spend or at least not cancel their cards in this environment
- **Rewards:** Because of the pandemic, consumers' preference could shift towards cash back rewards going forward – likely increasing rewards costs



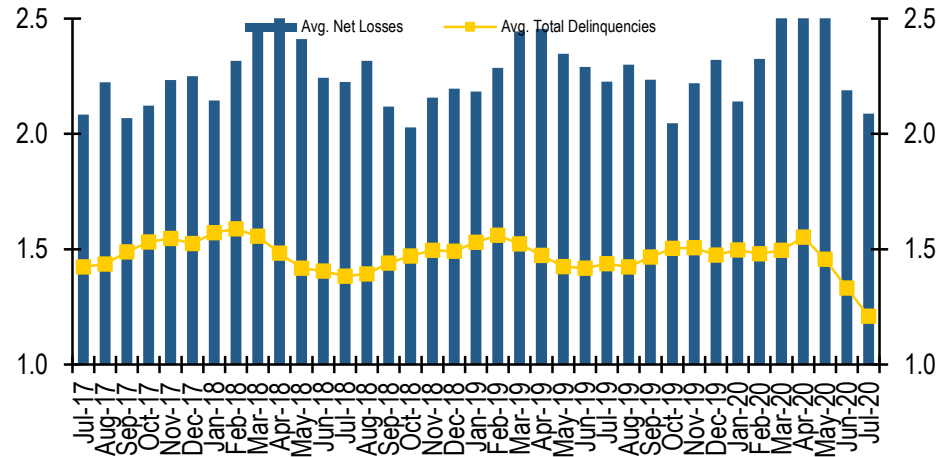
Credit Cards

2020 Credit Has Been Helped By Stimulus & Forbearance

It remains uncertain if such measures will be renewed

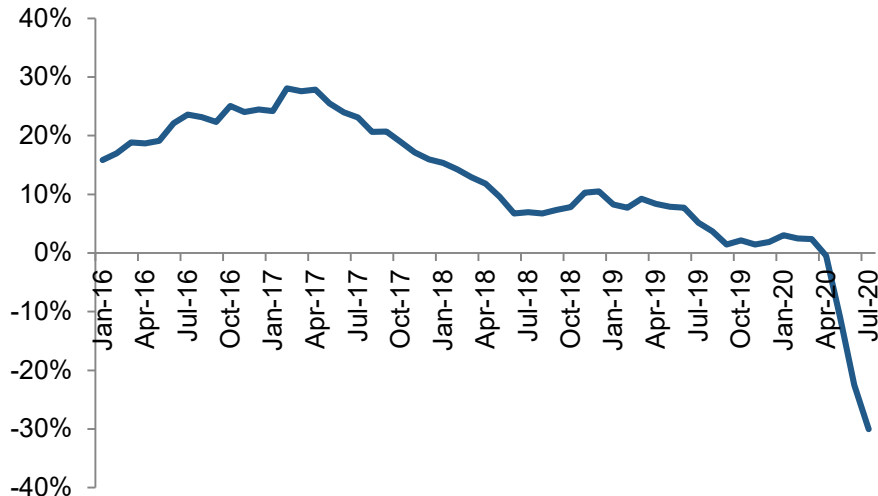
- This will likely depend on the progress of economic reopening and unemployment going forward
- Accommodation is now declining across most products – we attribute this to consumers being responsible in this environment and thus paying down debt

Credit Card Trust Net Losses (%) and Delinquencies (%)



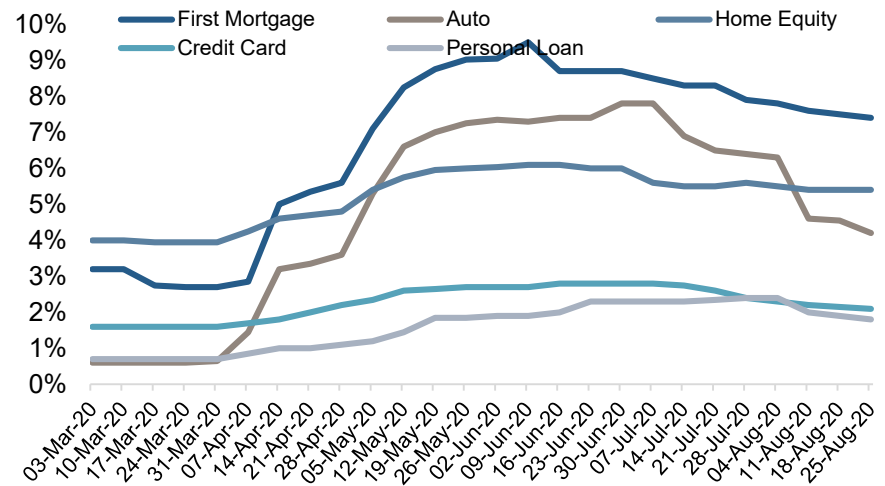
Source: Company Data, Credit Suisse estimates

Credit Card Y/Y Dollar Delinquencies Growth



Source: Based on sum of dollar delinquencies of AXP's U.S. Cardmember loans, DFS's credit card loans, COF's domestic card loans, SYF's total loans and ADS' total loans

% Accounts In Accommodation



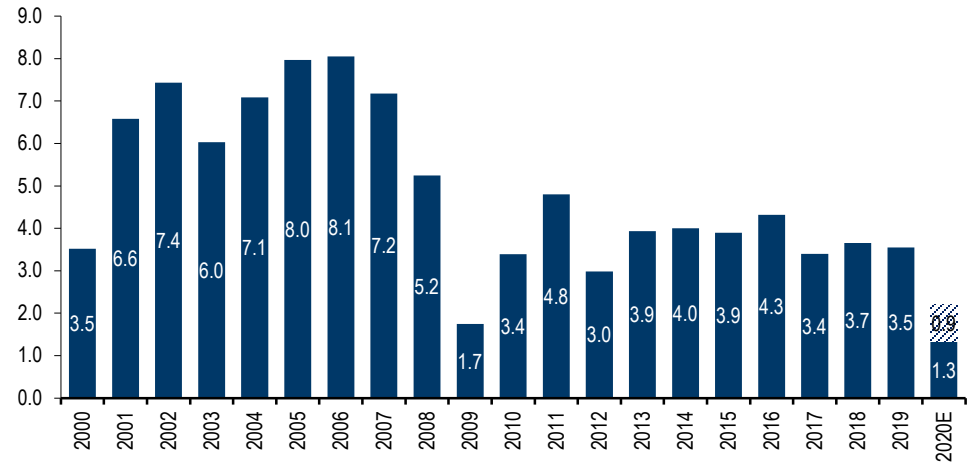
Source: Equifax

Credit Card Competition Marketing

2020 mail volume likely down 40% y/y

- Issuers have now pulled back significantly on marketing, particularly direct mail, though volume has recovered somewhat from the bottom. With mail down 70%
- Our 2020 forecast is down 40% y/y

Credit Card Mail Volume, 2000-2020E (in billions)



Source: Mintel Comperemedia, Credit Suisse estimates

in millions

	Jul-19	Aug-19	Sep-19	Oct-19	Nov-19	Dec-19	Jan-20	Feb-20	Mar-20	Apr-20	May-20	Jun-20	Jul-20	Y/Y	M/M
Citibank	26	36	33	29	47	41	45	42	36	34	1	0	0	-99%	38%
Capital One	59	68	52	53	61	41	45	37	52	28	4	0	5	-92%	1799%
Chase	17	10	15	23	24	12	34	31	27	18	5	1	5	-71%	366%
American Express (1)	22	24	13	13	14	29	28	23	27	2	0	1	24	7%	4382%
Discover	50	54	47	45	38	35	41	40	44	30	16	11	16	-68%	43%
Bank of America	19	29	22	25	26	20	18	22	22	29	4	9	7	-64%	-22%
Barclays	1	2	1	2	2	2	1	2	0	0	0	0	1	-39%	#DIV/0!
Credit One Bank	15	15	13	16	15	12	12	12	10	6	2	1	2	-89%	21%
US Bank	8	5	9	5	5	2	7	3	6	2	0	0	2	-78%	2097%
Wells Fargo	19	24	18	19	17	16	14	13	13	16	14	14	4	-77%	-68%
Top 10 Mailers	236	265	223	229	248	209	246	226	238	164	48	38	65	-72%	74%
Credit Card	297	339	285	316	317	257	305	290	297	212	70	57	96	-68%	69%
Charge Card	3	3	4	0	1	11	7	5	4	1	0	0	3	-1%	#DIV/0!
Total Mailings	300	341	289	317	318	268	313	295	302	213	70	57	99	-67%	74%

Source: Mintel Comperemedia, Credit Suisse estimates.

(1) Includes charge card

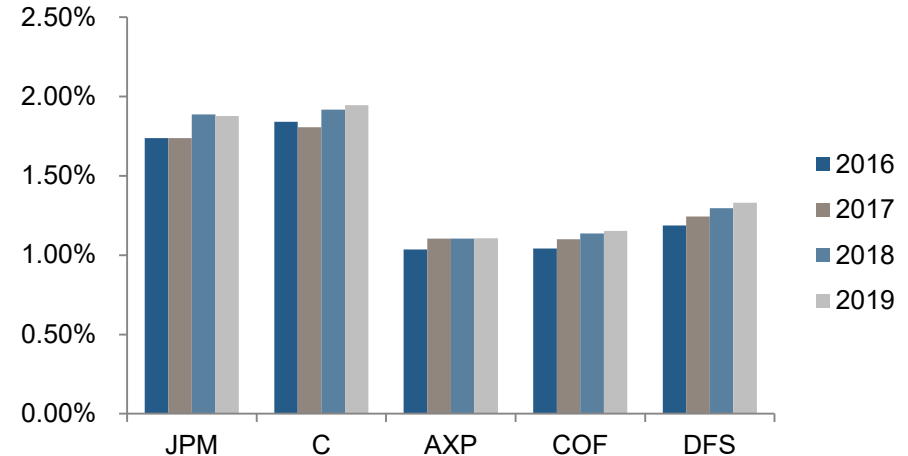
Card Rewards Continue To Be Competitive

Marketing

Are We Still In A War?

- Front-end rewards now average ~50,000 points, with up to 100,000 points offers periodically. 150,000 point offers have been seen
- Large banks have been “investing” in this business: Slowing spend could spur another wave
- Card industry competition has been lately focused on spenders, i.e. AMEX’s core segment, thus driving a rewards price war
- New rewards are 1.5%-2% cash, or aggressive co-brand promotions. It could be tough for AXP to continue to manage rewards costs
- There has been some tick up in rewards pressure from new product launches, as well as benefit refreshes for existing products (e.g. Amex Gold and Green). That being said, AXP has done a good job in managing rewards expense for its own branded card portfolio
- Issuers have been quick to add new relevant benefits to their cards in this environment
- Not a lot of big contracts are up now, mostly smaller to mid-sized. SYF’s Gap contract could be up for renewal this year

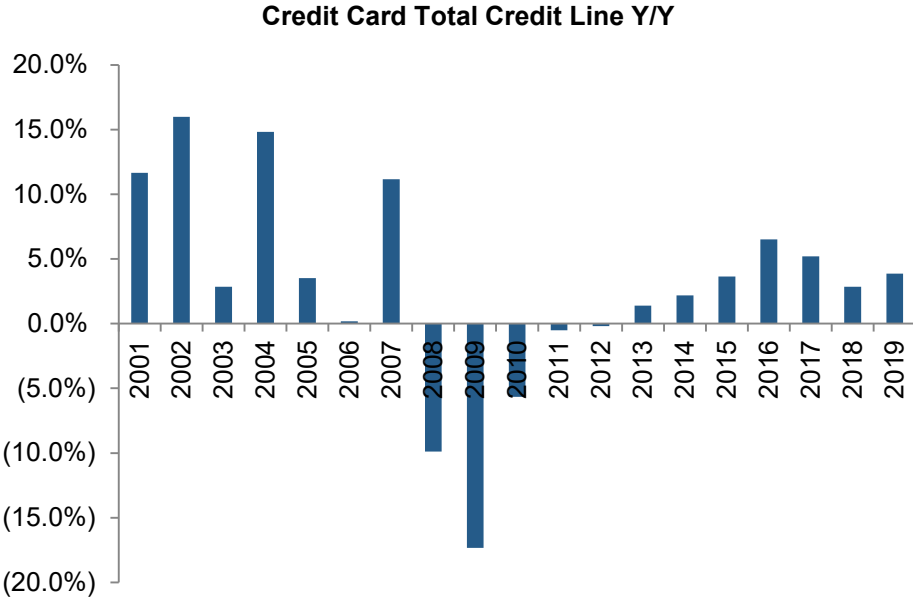
Rewards Costs as a Percentage of Purchase Volume



Source: Company data, Credit Suisse estimates. Purchase volume numbers used in our calculations are adjusted to reflect the spend that we believe accrues rewards. AXP purchase volume excludes GNS and large corporate. JPM and C rewards costs include partner payment

Credit Card Line & Utilization

- Utilization rate is now substantially down due to the pandemic
- Card credit supply has increased over the past couple of years, 2Q20 total line is only down ~1% from 4Q19, while unused line is actually up ~1.5% from 4Q19
- Some issuers are managing line more actively than others (e.g. SYF and COF are being active). Actions include credit line reduction, closure of inactive accounts



Source: FDIC

Regulatory Response

- Federal Reserve has halted share repurchase and restricted dividend payment – these measures will likely remain in place in the short term
- The Fed has also become more cautious in terms of stress test, running alternative scenarios on top of typical severely adverse scenarios while requiring banks to resubmit their capital plans later this year
- Earlier in the pandemic, multiple regulators issued an interagency statement urging banks to work “prudently” with borrowers who are unable to meet obligations. Under current circumstances, covid-related loan modifications need not be reported as TDR. Current loans with covid deferral are not considered past due
- CARES Act also makes it easier for banks to suspend reporting loans as TDRs, for accounts impacted by the pandemic
- FDIC also indicated that it will work with affected institutions to reduce examination burdens
- Banks/Issuers have offered deferrals month to month to remain “flexible”; strong consumer performance has allowed this to be effective

Outlook

How will issuers act if economic challenges continue to persist?

Has CECL worsened the credit impact of this downturn?

How will forbearance perform without a renewal of stimulus?

Disclosures

Valuation, Methodology and Risks

Target Price and Rating

Valuation Methodology and Risks: (12 months) for American Express Co. (AXP.N)

Method: Our \$80 target price and Underperform rating for American Express Co. are based on ~14x our 2021 EPS estimate. We rate AXP Underperform as we expect its total return will be lower than the typical stock in our coverage.

Risk: Risks to our Underperform rating and \$80 target price for American Express Co. are that competition will pressure revenues at American Express and credit costs will rise.

Target Price and Rating

Valuation Methodology and Risks: (12 months) for Bank of America Corp. (BAC.N)

Method: We arrive at our \$31 target price for BAC using a weighted average of our blue sky scenario (5% weight; \$47 valuation derived via the discounting of the incremental earnings as if they will be dividended out over time), downside scenario (40% weight; \$18 valuation applying 0.9x to our downside scenario 2020E tangible book value), and base case discounted cash flow analysis (55% weight; \$39 valuation applying 10% cost of capital and 3% terminal growth rate). Valuation and total return potential drive our Outperform rating.

Risk: Risks to our \$31 target price and Outperform rating for BAC are the macro environment, a changed regulatory landscape, and management succession.

Target Price and Rating

Valuation Methodology and Risks: (12 months) for Barclays (BARC.L)

Method: We value Barclays on a sum of the parts (SOTP) basis, which reflects the different return and growth profiles of the company's business areas. We calculate P/E or P/TBV multiples assuming different sustainable ROTE levels for the different businesses and different cost of equity (COE) and growth. We are using 2021E as our valuation year. Our sustainable ROTE assumption is 6.4% (at 13.5% CET1) and we use a 12.0% CoE. We assign a 1.0x multiple to surplus capital relative to target, incorporating any distributions beyond 2020, and reach a 12-month forward TP of 125p. Given the limited upside potential to our target price and in the context of up/downside potential relative to other UK banks, we rate the shares Neutral.

Risk: Risks to our Neutral rating and 125p target price include: (i) management's execution on its strategy to deliver operational leverage in the Corporate & Investment Bank; (ii) volatility could affect capital markets volumes and hence IB revenues; (iii) changes to the UK macro outlook post the UK's departure from the EU, including changes to interest rates; (iv) political uncertainty as the deadline for EU trade negotiation of 31 December 2020 draws closer; and (v) changes in the GBPUSD exchange rate given c60% of Barclays profits are in USD.

Target Price and Rating

Valuation Methodology and Risks: (12 months) for Capital One Financial Corp. (COF.N)

Method: Our \$72 target price for COF is 7x our 2021 EPS estimate. We rate COF Outperform as we expect its total return will be higher than the typical stock in our coverage.

Risk: Risks to COF's Outperform rating and \$72 target price are deterioration in credit losses and larger reserve builds beyond expectations, a full-fledged economic recession, either in the US or the UK, and the current economic and regulatory environment.

Target Price and Rating

Valuation Methodology and Risks: (12 months) for Citigroup Inc. (C.N)

Method: We arrive at our \$75 target price for C using a weighted average of our blue sky scenario (5% weight; \$123 valuation derived via the discounting of the incremental earnings as if they will be dividended out over time), grey sky scenario (40% weight; \$38 valuation applying 0.5x to our downside scenario 2020E tangible book value), and base case discounted cash flow analysis (55% weight; \$98 valuation applying 10.0% cost of capital and 2.5% terminal growth rate). Valuation and total return potential drive our Outperform rating.

Risk: Primary risks to our \$75 target price and Outperform rating include global economic growth, realization of operating leverage, and competitive positioning in the GCB.

Target Price and Rating

Valuation Methodology and Risks: (12 months) for Discover Financial Services (DFS.N)

Method: Our Outperform rating and our \$65 target price for Discover Financial Services are ~9x our 2021 EPS estimate. Discover's forward P/E has ranged from 8x to 12x since 2013. We rate Discover Outperform as we expect its total return to exceed its peers.

Risk: Risks to our Outperform rating and \$65 target price for DFS are the execution into other consumer lending products, the competitive nature of the major card networks, Discover's smaller size, and lower penetration among merchants and cardmembers. The lower merchant discount rate mitigates risks related to industry pricing pressures.

Target Price and Rating

Valuation Methodology and Risks: (12 months) for JPMorgan Chase & Co. (JPM.N)

Method: We arrive at our \$122 target price for JPM using a weighted average of our blue sky scenario (5% weight; \$172 valuation derived via the discounting of the incremental earnings as if they will be dividended out over time), downside scenario (40% weight; \$83 valuation applying 1.3x to our downside scenario 2020E tangible book), and base case discounted cash flow analysis (55% weight; \$147 target price applying 10% cost of capital and 3% terminal growth rate). Valuation and total return potential drive our Outperform rating. Beyond valuation and implied total return, additional qualitative factors supporting confidence in the assumptions underlying our valuation and Outperform rating include balance sheet optimization progress and prospects, above-average organic revenue growth, operating leverage, and above-average returns.

Risk: Risks to our \$122 target price and Outperform rating for JPM are macro environment, a changed regulatory landscape and management succession.

Target Price and Rating

Valuation Methodology and Risks: (12 months) for Synchrony Financial (SYF.N)

Method: Our Outperform rating, which helps drive our \$32 target price for Synchrony Financial, is ~9x our 2021 EPS estimate. This multiple is a discount to peers given the regulatory risk and credit risk. We rate Synchrony Financial Outperform as we expect its total return to exceed that of the average stock we cover.

Risk: Risks to our Outperform rating and \$32 target price for Synchrony Financial are (1) the loss of retail partnerships and portfolios, (2) decreased spending by consumers, (3) regulatory risk, and (4) credit losses higher than expected.

Target Price and Rating

Valuation Methodology and Risks: (12 months) for U.S. Bancorp (USB.N)

Method: We arrive at our \$41 target price for USB using a weighted average of our blue sky scenario (5% weight; \$54 valuation derived via the discounting of the incremental earnings as if they will be dividended out over time), downside scenario (40% weight; \$28 valuation applying 1.2x to our downside scenario 2020E tangible book value), and base case discounted cash flow analysis (55% weight; \$48 valuation applying 9% cost of capital and 3% terminal growth rate). Valuation and total return potential drive our Underperform rating. Whether USB can improve its revenue growth prospects and sustain its performance premium (and valuation) relative to peers is the ongoing challenge.

Risk: Primary risks to our \$41 target price and Underperform rating include macro risks, heightened competition and sufficient investment spending to sustain organic growth.

Target Price and Rating

Valuation Methodology and Risks: (12 months) for Wells Fargo & Company (WFC.N)

Method: We arrive at our \$33 target price for WFC using a weighted average of our blue sky scenario (5% weight; \$45 valuation derived via the discounting of the incremental earnings as if they will be dividended out over time), downside scenario (40% weight; \$19 valuation applying 0.6x to our downside scenario 2020E tangible book value), and base case discounted cash flow analysis (55% weight; \$42 valuation applying 10.5% cost of capital and 3% terminal growth rate). Valuation and total return potential drive our Neutral rating. Beyond valuation and implied total return, additional qualitative factors supporting confidence in the assumptions underlying our valuation and Neutral rating include the consistency and quality of Wells Fargo's earnings growth and returns.

Risk: Primary risks to our \$33 target price and Neutral rating for WFC include macroeconomic risk, regulatory pressure/heightened oversight, litigation and related costs.

Companies Mentioned (Price as of 14-Sep-2020)

Alliance Data (ADS.N, \$46.33)
American Express Co. (AXP.N, \$107.27)
Bank of America Corp. (BAC.N, \$25.75)
Barclays (BARC.L, 103.62p)
Capital One Financial Corp. (COF.N, \$74.64)
Citigroup Inc. (C.N, \$48.15)
Discover Financial Services (DFS.N, \$57.99)
JPMorgan Chase & Co. (JPM.N, \$102.47)
Synchrony Financial (SYF.N, \$26.96)
U.S. Bancorp (USB.N, \$37.87)
Wells Fargo & Company (WFC.N, \$24.81)

Disclosure Appendix

Analyst Certification

I, Moshe Orenbuch, certify that (1) the views expressed in this report accurately reflect my personal views about all of the subject companies and securities and (2) no part of my compensation was, is or will be directly or indirectly related to the specific recommendations or views expressed in this report.

As of December 10, 2012 Analysts' stock rating are defined as follows:

Outperform (O) : The stock's total return is expected to outperform the relevant benchmark* over the next 12 months.

Neutral (N) : The stock's total return is expected to be in line with the relevant benchmark* over the next 12 months.

Underperform (U) : The stock's total return is expected to underperform the relevant benchmark* over the next 12 months.

**Relevant benchmark by region: As of 10th December 2012, Japanese ratings are based on a stock's total return relative to the analyst's coverage universe which consists of all companies covered by the analyst within the relevant sector, with Outperforms representing the most attractive, Neutrals the less attractive, and Underperforms the least attractive investment opportunities. As of 2nd October 2012, U.S. and Canadian as well as European (excluding Turkey) ratings are based on a stock's total return relative to the analyst's coverage universe which consists of all companies covered by the analyst within the relevant sector, with Outperforms representing the most attractive, Neutrals the less attractive, and Underperforms the least attractive investment opportunities. For Latin America, Turkey and Asia (excluding Japan and Australia), stock ratings are based on a stock's total return relative to the average total return of the relevant country or regional benchmark (India - S&P BSE Sensex Index); prior to 2nd October 2012 U.S. and Canadian ratings were based on (1) a stock's absolute total return potential to its current share price and (2) the relative attractiveness of a stock's total return potential within an analyst's coverage universe. For Australian and New Zealand stocks, the expected total return (ETR) calculation includes 12-month rolling dividend yield. An Outperform rating is assigned where an ETR is greater than or equal to 7.5%; Underperform where an ETR less than or equal to 5%. A Neutral may be assigned where the ETR is between -5% and 15%. The overlapping rating range allows analysts to assign a rating that puts ETR in the context of associated risks. Prior to 18 May 2015, ETR ranges for Outperform and Underperform ratings did not overlap with Neutral thresholds between 15% and 7.5%, which was in operation from 7 July 2011.*

Restricted (R) : In certain circumstances, Credit Suisse policy and/or applicable law and regulations preclude certain types of communications, including an investment recommendation, during the course of Credit Suisse's engagement in an investment banking transaction and in certain other circumstances.

Not Rated (NR) : Credit Suisse Equity Research does not have an investment rating or view on the stock or any other securities related to the company at this time.

Not Covered (NC) : Credit Suisse Equity Research does not provide ongoing coverage of the company or offer an investment rating or investment view on the equity security of the company or related products.

Volatility Indicator [V] : A stock is defined as volatile if the stock price has moved up or down by 20% or more in a month in at least 8 of the past 24 months or the analyst expects significant volatility going forward.

Analysts' sector weightings are distinct from analysts' stock ratings and are based on the analyst's expectations for the fundamentals and/or valuation of the sector* relative to the group's historic fundamentals and/or valuation:

Overweight : The analyst's expectation for the sector's fundamentals and/or valuation is favorable over the next 12 months.

Market Weight : The analyst's expectation for the sector's fundamentals and/or valuation is neutral over the next 12 months.

Underweight : The analyst's expectation for the sector's fundamentals and/or valuation is cautious over the next 12 months.

**An analyst's coverage sector consists of all companies covered by the analyst within the relevant sector. An analyst may cover multiple sectors.*

Credit Suisse's distribution of stock ratings (and banking clients) is:

Global Ratings Distribution

Rating	Versus universe (%)	Of which banking clients (%)
Outperform/Buy*	50%	(33% banking clients)
Neutral/Hold*	36%	(28% banking clients)
Underperform/Sell*	12%	(20% banking clients)
Restricted	2%	

**For purposes of the NYSE and FINRA ratings distribution disclosure requirements, our stock ratings of Outperform, Neutral, and Underperform most closely correspond to Buy, Hold, and Sell, respectively; however, the meanings are not the same, as our stock ratings are determined on a relative basis. (Please refer to definitions above.) An investor's decision to buy or sell a security should be based on investment objectives, current holdings, and other individual factors.*

Important Global Disclosures

Credit Suisse's research reports are made available to clients through our proprietary research portal on CS PLUS. Credit Suisse research products may also be made available through third-party vendors or alternate electronic means as a convenience. Certain research products are only made available through CS PLUS. The services provided by Credit Suisse's analysts to clients may depend on a specific client's preferences regarding the frequency and manner of receiving communications, the client's risk profile and investment, the size and scope of the overall client relationship with

Firm, as well as legal and regulatory constraints. To access all of Credit Suisse's research that you are entitled to receive in the most timely manner, please contact your sales representative or go to <https://plus.credit-suisse.com>.

Credit Suisse's policy is to update research reports as it deems appropriate, based on developments with the subject company, the sector or the market that may have a material impact on the research views or opinions stated herein.

Credit Suisse's policy is only to publish investment research that is impartial, independent, clear, fair and not misleading. For more detail please refer to Credit Suisse's Policies for Managing Conflicts of Interest in connection with Investment Research: <https://www.credit-suisse.com/sites/disclaimers-ib/en/managing-conflicts.html>.

Any information relating to the tax status of financial instruments discussed herein is not intended to provide tax advice or to be used by anyone to provide tax advice. Investors are urged to seek tax advice based on their particular circumstances from an independent tax professional.

Credit Suisse has decided not to enter into business relationships with companies that Credit Suisse has determined to be involved in the development, manufacture, or acquisition of anti-personnel mines and cluster munitions. For Credit Suisse's position on the issue, please see <https://www.credit-suisse.com/media/assets/corporate/docs/about-us/responsibility/banking/policy-summaries-en.pdf>.

The analyst(s) responsible for preparing this research report received compensation that is based upon various factors including Credit Suisse's total revenues, a portion of which are generated by Credit Suisse's investment banking activities

Please refer to the firm's disclosure website at <https://rave.credit-suisse.com/disclosures/view/selectArchive> for the definitions of abbreviations typically used in the target price method and risk sections.

See the Companies Mentioned section for full company names

Credit Suisse currently has, or had within the past 12 months, the following as investment banking client(s): JPM.N, COF.N, C.N, WFC.N, AXP.N

Credit Suisse provided investment banking services to the subject company (JPM.N, COF.N, C.N, WFC.N, AXP.N) within the past 12 months.

Within the last 12 months, Credit Suisse has received compensation for non-investment banking services or products from the following issuer(s): JPM.N, COF.N, BAC.N, BARC.L, C.N, DFS.N, USB.N, WFC.N

Credit Suisse has managed or co-managed a public offering of securities for the subject company (COF.N, C.N, WFC.N) within the past 12 months.

Within the past 12 months, Credit Suisse has received compensation for investment banking services from the following issuer(s): JPM.N, COF.N, C.N, WFC.N, AXP.N

Credit Suisse expects to receive or intends to seek investment banking related compensation from the subject company (JPM.N, COF.N, BAC.N, BARC.L, C.N, SYF.N, DFS.N, USB.N, WFC.N, AXP.N) within the next 3 months.

Credit Suisse currently has, or had within the past 12 months, the following issuer(s) as client(s), and the services provided were non-investment-banking, securities-related: JPM.N, COF.N, BAC.N, BARC.L, C.N, DFS.N, USB.N, WFC.N

Credit Suisse currently has, or had within the past 12 months, the following issuer(s) as client(s), and the services provided were non-investment-banking, non securities-related: JPM.N, COF.N, BAC.N, BARC.L, C.N, USB.N, WFC.N

Credit Suisse or a member of the Credit Suisse Group is a market maker or liquidity provider in the securities of the following subject issuer(s): AXP.N, BAC.N, BARC.L, COF.N, C.N, DFS.N, JPM.N, SYF.N, USB.N, WFC.N

A member of the Credit Suisse Group is party to an agreement with, or may have provided services set out in sections A and B of Annex I of Directive 2014/65/EU of the European Parliament and Council ("MiFID Services") to, the subject issuer (JPM.N, COF.N, C.N, WFC.N, AXP.N) within the past 12 months.

For date and time of production, dissemination and history of recommendation for the subject company(ies) featured in this report, disseminated within the past 12 months, please refer to the link: <https://rave.credit-suisse.com/disclosures/view/report?i=551050&v=1nu08598z6s33j9u14bgmnrk>.

Important Regional Disclosures

Singapore recipients should contact Credit Suisse AG, Singapore Branch for any matters arising from, or in connection with, this research report.

The analyst(s) involved in the preparation of this report may participate in events hosted by the subject company, including site visits. Credit Suisse does not accept or permit analysts to accept payment or reimbursement for travel expenses associated with these events.

For Credit Suisse Securities (Canada), Inc.'s policies and procedures regarding the dissemination of equity research, please visit <https://www.credit-suisse.com/sites/disclaimers-ib/en/canada-research-policy.html>.

Investors should note that income from such securities and other financial instruments, if any, may fluctuate and that price or value of such securities and instruments may rise or fall and, in some cases, investors may lose their entire principal investment.

This research report is authored by:

Credit Suisse Securities (USA) LLC Moshe Orenbuch

Important disclosures regarding companies that are the subject of this report are available by calling +1 (877) 291-2683. The same important disclosures, with the exception of valuation methodology and risk discussions, are also available on Credit Suisse's disclosure website at <https://rave.credit-suisse.com/disclosures>. For valuation methodology and risks associated with any recommendation, price target, or rating referenced in this report, please refer to the disclosures section of the most recent report regarding the subject company.

This report is produced by subsidiaries and affiliates of Credit Suisse operating under its Global Markets Division. For more information on our structure, please use the following link: <https://www.credit-suisse.com/who-we-are>. This report may contain material that is not directed to, or intended for distribution to or use by, any person or entity who is a citizen or resident of or located in any locally, state, county or other jurisdiction where such distribution, publication, availability or use would be contrary to law or regulation or which would subject Credit Suisse or its affiliates ("CS") to any registration or licensing requirement within such jurisdiction. All material presented in this report, unless specifically indicated otherwise, is under copyright to CS. None of the material, nor its content, nor any copy of it, may be altered in any way, transmitted to, copied or distributed to any other party, without the prior express written permission of CS. All trademarks, service marks and logos used in this report are trademarks or service marks or registered trademarks or service marks of CS or its affiliates. The information, tools and material presented in this report are provided to you for information purposes only and are not to be used or considered as an offer or the solicitation of an offer to sell or to buy or subscribe for securities or other financial instruments. CS may not have taken any steps to ensure that the securities referred to in this report are suitable for any particular investor. CS will not treat recipients of this report as its customers by virtue of their receiving this report. This investments and services contained or referred to in this report may not be suitable for you and it is recommended that you consult an independent investment adviser if you are in doubt about such investments or investment services. Nothing in this report constitutes investment, legal, accounting or tax advice, or a representation that any investment or strategy is suitable or appropriate to your individual circumstances, or otherwise constitutes a personal recommendation to you. Please note in particular that the bases and levels of taxation may change. Information and opinions presented in this report have been obtained or derived from sources believed by CS to be reliable, but CS makes no representation as to their accuracy or completeness. CS accepts no liability for loss arising from the use of the material presented in this report, except that this exclusion of liability does not apply to the extent that such liability arises under specific statutes or regulations applicable to CS. This report is not to be relied upon in substitution for the exercise of independent judgment. CS may not have issued, and may in the future issue, other communications that are inconsistent with, and reach different conclusions from, the information presented in this report. Those communications reflect the different assumptions, views and analytical methods of the analysts who prepared them and CS is under no obligation to ensure that such other communications are brought to the attention of any recipient of this report. Some investments referred to in this report will be offered solely by a single entity and in the case of some investments solely by CS, or an associate of CS or CS may be the only market maker in such investments. Past performance should not be taken as an indication or guarantee of future performance, and no representation or warranty, express or implied, is made regarding future performance. Information, opinions and estimates contained in this report reflect a judgment at its original date of publication by CS and are subject to change without notice. The price, value of and income from any of the securities or financial instruments mentioned in this report can fall as well as rise. The value of securities and financial instruments is subject to exchange rate fluctuation that may have a positive or adverse effect on the price or income of such securities or financial instruments. Investors in securities such as ADRs, the values of which are influenced by currency volatility, effectively assume this risk. Structured securities are complex instruments, typically involve a high degree of risk and are intended for sale only to sophisticated investors who are capable of understanding and assuming the risks involved. The market value of any structured security may be affected by changes in economic, financial and political factors (including, but not limited to, spot and forward interest and exchange rates), time to maturity, market conditions and volatility, and the credit quality of any issuer or reference issuer. Any investor interested in purchasing a structured product should conduct their own investigation and analysis of the product and consult with their own professional advisers as to the risks involved in making such a purchase. Some investments discussed in this report may have a high level of volatility. High volatility investments may experience sudden and large falls in their value causing losses when that investment is realised. Those losses may exceed your initial investment. Indeed, in the case of some investments, you may exceed the amount of initial investment and, in such circumstances, you may be required to pay more money to support those losses. Income yields from investments may fluctuate and, in consequence, initial capital paid to make an investment may be used as part of that income yield. Some investments may not be readily realisable and it may be difficult to sell or realise those investments, similarly it may prove difficult for you to obtain reliable information about the value, or risks, to which such an investment is exposed. This report may provide the addresses of, or contain hyperlinks to, websites. Except to the extent to which the report refers to website material of CS, CS has not reviewed any such site and takes no responsibility for the content contained therein. Such address or hyperlink (including addresses or hyperlinks to CS's own website material) is provided solely for your convenience and information and the content of any such website does not in any way form part of this document. Accessing such website or following such link through this report or CS's website shall be at your own risk.

This report is issued and distributed in **European Union (except Germany and Spain):** by Credit Suisse Securities (Europe) Limited, One Cabot Square, London E14 4QJ, England, which is authorised by the Prudential Regulation Authority and regulated by the Financial Conduct Authority and the Prudential Regulation Authority; **Spain:** Credit Suisse Securities, Sociedad de Valores, S.A. ("CSSSV") regulated by the Comisión Nacional del Mercado de Valores; **Germany:** Credit Suisse (Deutschland) Advisorsgesellschaft regulated by the Bundesanstalt für Finanzdienstleistungsaufsicht ("BaFin"); **United States:** Credit Suisse Securities (USA) LLC, Canada: Credit Suisse Securities (Canada), Inc. **Switzerland:** Credit Suisse AG, Branch: Banco de Invermentes (Brasil) S.A. or its affiliate, Mexico: Banco Credit Suisse (Mexico), S.A., Institución de Banca Múltiple de Crédito y Ahorro Credit Suisse (Mexico), S.A. de C.V., Grupo Financiero Credit Suisse (Mexico) ("Credit Suisse Mexico"). This document has been prepared for information purposes only and is exclusively distributed in Mexico to Institutional Investors. Credit Suisse Mexico is not responsible for any onward distribution of this report to non-institutional investors by any third party. The authors of this report have not received payment or compensation from any entity or company other than from the relevant Credit Suisse Group company employing them; **Japan:** by Credit Suisse Securities (Japan) Limited, Financial Instruments Firm, Director-General of Kantō Local Finance Bureau (Kinsto) No. 66, a member of Japan Securities Dealers Association, The Financial Futures Association of Japan, Japan Investment Advisers Association, Type II Financial Instruments Firms Association; **Hong Kong:** Credit Suisse (Hong Kong) Limited; **Australia:** Credit Suisse Equities (Australia) Limited; **Thailand:** Credit Suisse Securities (Thailand) Limited, regulated by the Office of the Securities and Exchange Commission, Thailand, having registered address at 999 Abulathim Place, 27th Floor, Unit 2701, Rama IV Road, Siam, Bangkok, Bangkok10510, Thailand, Tel: +66 2614 6000; **Malaysia:** Credit Suisse Securities (Malaysia) Sdn Bhd; **Singapore:** Credit Suisse AG, Singapore Branch; **India:** Credit Suisse Securities (India) Private Limited (IN no.L67120M1996PTC104392) regulated by the Securities and Exchange Board of India as Research Analyst (registration no. INH 00000 103) and as Stock Broker (registration no. INZ000248233), having registered address at 9th Floor, Ceejay House, Dr.A.B. Road, Worli, Mumbai - 18, India, T- +91-22 6777 3777; **South Korea:** Credit Suisse Securities (Europe) Limited, Seoul Branch; **Taiwan:** Credit Suisse AG Taipei Securities Branch; **Indonesia:** PT Credit Suisse Sekuritas Indonesia; **Philippines:** Credit Suisse Securities (Philippines) Inc., and elsewhere in the world by the relevant authorised affiliate of the above.

Additional Regional Disclosures

Australia: Credit Suisse Securities (Europe) Limited ("CSSEL") and Credit Suisse International ("CSI") are authorised by the Prudential Regulation Authority and regulated by the Financial Conduct Authority ("FCA") and the Prudential Regulation Authority under UK laws, which differ from Australian laws. CSSEL and CSI do not hold an Australian Financial Services Licence ("AFSL") and are exempt from the requirement to hold an AFSL under the Corporations Act (Ch) 2001 ("Corporations Act") in respect of the financial services provided to Australian wholesale clients (within the meaning of section 761G of the Corporations Act) (hereinafter referred to as "Financial Services"). This material is not for distribution to retail clients and is directed exclusively at Credit Suisse's professional clients and eligible counterparties as defined by the FCA, and wholesale clients as defined under section 761G of the Corporations Act. Credit Suisse (Hong Kong) Limited ("CSHK") is licensed and regulated by the Securities and Futures Commission of Hong Kong under the laws of Hong Kong, which differ from Australian laws. CSSEL does not hold an AFSL and is exempt from the requirement to hold an AFSL under the Corporations Act in respect of providing Financial Services. Investment banking services in the United States are provided by Credit Suisse Securities (USA) LLC, an affiliate of Credit Suisse Group. CSSU is regulated by the United States Securities and Exchange Commission under United States laws, which differ from Australian laws. CSSU does not hold an AFSL and is exempt from the requirement to hold an AFSL under the Corporations Act in respect of providing Financial Services. Credit Suisse Asset Management LLC ("CSAM") is authorised by the Securities and Exchange Commission under US laws, which differ from Australian laws. CSAM does not hold an AFSL and is exempt from the requirement to hold an AFSL under the Corporations Act in respect of providing Financial Services. This material is provided solely to Institutional Accounts (as defined in the FINRA rules) who are Eligible Contract Participants (as defined in the US Commodity Exchange Act). Credit Suisse Equities (Australia) Limited (ABN 35 068 232 708) ("CSSEL") is an AFSL holder in Australia (AFSL 232737).

Malaysia: Research provided to residents of Malaysia is authorised by the Head of Research for Credit Suisse Securities (Malaysia) Sdn Bhd, to whom they should direct any queries on +603 2723 2020.

Singapore: This report has been prepared and issued for distribution in Singapore to institutional investors, accredited investors and expert investors (each as defined under the Financial Advisers Regulations) only, and is also distributed by Credit Suisse AG, Singapore Branch to overseas investors (as defined under the Financial Advisers Regulations). Credit Suisse AG, Singapore Branch may distribute reports produced by its foreign entities or affiliates pursuant to an arrangement under Regulation 30C of the Financial Advisers Regulations. Singapore recipients should contact Credit Suisse AG, Singapore Branch at +65 6212 2000 for matters arising from, or in connection with, this report. By virtue of your status as an institutional investor, accredited investor, expert investor or overseas investor, Credit Suisse AG, Singapore Branch is exempted from complying with certain compliance requirements under the Financial Advisers Act, Chapter 110 of Singapore (the "FAA"), the Financial Advisers Regulations and the relevant Notices and Guidelines issued hereunder, in respect of any financial advisory service which Credit Suisse AG, Singapore Branch may provide to you.

EU: This report has been produced by subsidiaries and affiliates of Credit Suisse operating under its Global Markets Division

In jurisdictions where CS is not already registered or licensed to trade in securities, transactions will only be effected in accordance with applicable securities legislation, which will vary from jurisdiction to jurisdiction and may require that the trade be made in accordance with applicable exemptions from registration or licensing requirements. This material is issued and distributed in the U.S. by CSSU, a member of NYSE, FINRA, SPC and the NFA, and CSSU accepts responsibility for its contents. Clients should contact analysts and execute transactions through a Credit Suisse subsidiary or affiliate in their home jurisdiction unless governing law permits otherwise.

CS may provide various services to US municipal entities or obligated persons ("Municipalities"), including suggesting individual transactions or trades and entering into such transactions. Any services CS provides to municipalities are not viewed as "advice" within the meaning of Section 976 of the Dodd-Frank Wall Street Reform and Consumer Protection Act. CS is providing any such services and related information solely on an arm's length basis and not as an advisor or fiduciary to the municipality. In connection with the provision of the any such services, there is no agreement, direct or indirect, between any municipality (including the officials, management, employees or agents thereof) and CS for CS to provide advice to the municipality. Municipalities should consult with their financial, accounting and legal advisors regarding any such services provided by CS. In addition, CS is not acting for direct or indirect compensation to solicit the municipality on behalf of an unaffiliated broker, dealer, municipal securities dealer, municipal advisor, or investment adviser for the purpose of obtaining or retaining an engagement by the municipality for or in connection with Municipal Financial Products, the issuance of municipal securities, or of an investment adviser to provide investment advisory services to or on behalf of the municipality. If this report is being distributed by a financial institution other than Credit Suisse AG, or its affiliates, that financial institution is solely responsible for distribution. Clients of that institution should contact that institution to effect a transaction in the securities mentioned in this report or require further information. This report does not constitute investment advice by Credit Suisse to the clients of the distributing financial institution, and neither Credit Suisse AG, its affiliates, and their respective officers, directors and employees accept any liability whatsoever for any direct or consequential loss arising from their use of this report or its content. No information or communication provided herein or otherwise is intended to be, or should be construed as, a recommendation under the meaning of the US Department of Labor's final regulation defining "investment advice" for purposes of the Employee Retirement Income Security Act of 1974, as amended and Section 4975 of the Internal Revenue Code of 1986, as amended, and the information provided herein is intended to be general information, and should not be construed as, providing investment advice (impartial or otherwise).

Copyright © 2020 CREDIT SUISSE AG and/or its affiliates. All rights reserved.

When you purchase non-listed Japanese fixed income securities (Japanese government bonds, Japanese municipal bonds, Japanese government guaranteed bonds, Japanese corporate bonds) from CS as a seller, you will be requested to pay the purchase price only.